

## Consumer Retail Series

### LED Track Light Series



Interior Illumination

Eslight offers a full range of LED Track Fixtures which incorporate internal drivers and H style Track with direct to AC fixed and Floating canopy designs. Incorporating a variety of counts of the latest in High Power White LEDs Eslight LED Track Light Fixtures are perfect for consumer DIY and Retail as well as professional applications to replace halogen track fixtures. LED Track heads can be used on any standard H style track.

# Consumer Retail Series

Interior Illumination LED Track Light Series

70064

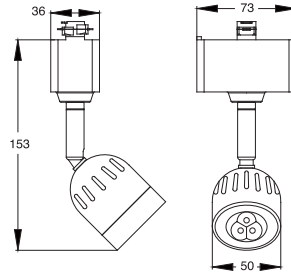


Light Source: High Power LEDs  
 Beam Angle: 36°  
 Material: Aluminium+Metal  
 Input Voltage: 100-120V AC 60Hz  
 220-240V AC 50Hz  
 Power Consumption: 4.8W  
 Color Temperature: WW/NW  
 Available Finishes: White/Black/Brown/  
 Brushed Nickel

- Built in Driver
- Aiming 360°x90°
- Dimmable 0-100%



LED Track Light



70074

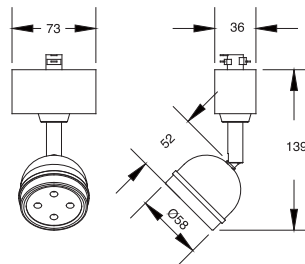


Light Source: High Power LEDs  
 Beam Angle: 20°  
 Material: Aluminium+Metal  
 Input Voltage: 100-120V AC 60Hz  
 220-240V AC 50Hz  
 Power Consumption: 6W  
 Color Temperature: WW/NW  
 Available Finishes: White/Black/Brown/  
 Brushed Nickel

- Built in Driver
- Aiming 360°x90°
- Dimmable 0-100%



LED Track Light



70084

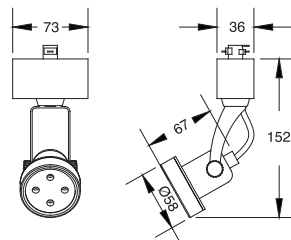


Light Source: High Power LEDs  
 Beam Angle: 20°  
 Material: Aluminium+Metal  
 Input Voltage: 100-120V AC 60Hz  
 220-240V AC 50Hz  
 Power Consumption: 6W  
 Color Temperature: WW/NW  
 Available Finishes: White/Black/Brown/  
 Brushed Nickel

- Built in Driver
- Aiming 360°x90°
- Dimmable 0-100%



LED Track Light



70094

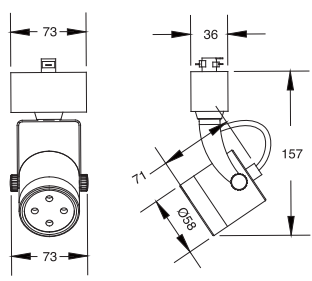


Light Source: High Power LEDs  
 Beam Angle: 20°  
 Material: Aluminium+Metal  
 Input Voltage: 100-120V AC 60Hz  
 220-240V AC 50Hz  
 Power Consumption: 6W  
 Color Temperature: WW/NW  
 Available Finishes: White/Black/Brown/  
 Brushed Nickel

- Built in Driver
- Aiming 360°x90°
- Dimmable 0-100%



LED Track Light



70104

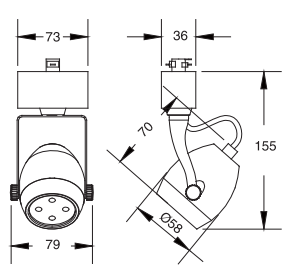


Light Source: High Power LEDs  
 Beam Angle: 20°  
 Material: Aluminium+Metal  
 Input Voltage: 100-120V AC 60Hz  
 220-240V AC 50Hz  
 Power Consumption: 6W  
 Color Temperature: WW/NW  
 Available Finishes: White/Black/Brown/  
 Brushed Nickel

- Built in Driver
- Aiming 360°x90°
- Dimmable 0-100%



LED Track Light



70114

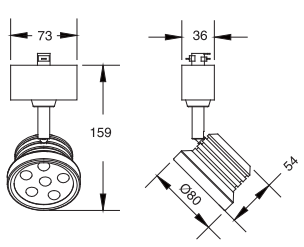


Light Source: High Power LEDs  
 Beam Angle: 24°  
 Material: Aluminium+Metal  
 Input Voltage: 100-120V AC 60Hz  
 220-240V AC 50Hz  
 Power Consumption: 7.9W  
 Color Temperature: WW/NW  
 Available Finishes: White/Black/Brown/  
 Brushed Nickel

- Built in Driver
- Aiming 360°x90°
- Dimmable 0-100%



LED Track Light



# Consumer Retail Series

Interior Illumination LED Track Light Series

70124

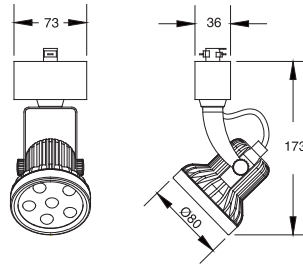


Light Source: High Power LEDs  
 Beam Angle: 24°  
 Material: Aluminium+Metal  
 Input Voltage: 100-120V AC 60Hz  
 220-240V AC 50Hz  
 Power Consumption: 7.9W  
 Color Temperature: WW/NW  
 Available Finishes: White/Black/Brown/  
 Brushed Nickel

- Built in Driver
- Aiming 360°x90°
- Dimmable 0-100%



LED Track Light



70134

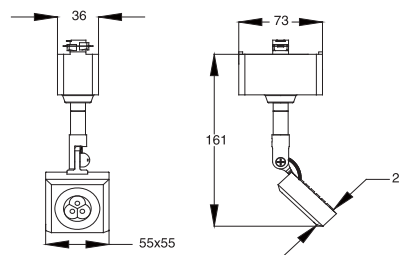


Light Source: High Power LEDs  
 Beam Angle: 36°  
 Material: Aluminium+Metal  
 Input Voltage: 100-120V AC 60Hz  
 220-240V AC 50Hz  
 Power Consumption: 4.8W  
 Color Temperature: WW/NW  
 Available Finishes: White/Black/Brown/  
 Brushed Nickel

- Built in Driver
- Aiming 360°x90°
- Dimmable 0-100%



LED Track Light



70154

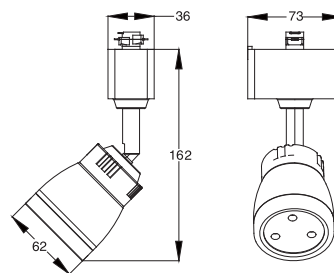


Light Source: High Power LEDs + SMD LEDs  
 Beam Angle: 36°  
 Material: Aluminium+Metal  
 Input Voltage: 100-120V AC 60Hz  
 220-240V AC 50Hz  
 Power Consumption: 5.9W  
 Color Temperature: WW/NW  
 Available Finishes: White/Black/Brown/  
 Brushed Nickel

- Built in Driver
- Aiming 360°x90°
- Dimmable 0-100%



LED Track Light

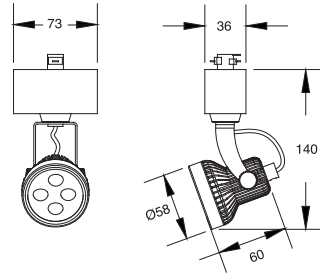


70164

LED Track Light



Light Source: High Power LEDs  
 Beam Angle: 20°  
 Material: Aluminium+Metal  
 Input Voltage: 100-120V AC 60Hz  
 220-240V AC 50Hz  
 Power Consumption: 6W  
 Color Temperature: WW/NW  
 Available Finishes: White/Black/Brown/  
 Brushed Nickel



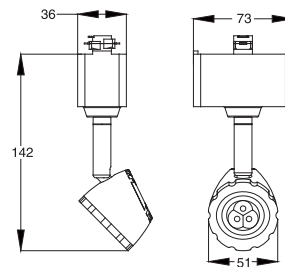
- Built in Driver
- Aiming 360°x90°
- Dimmable 0-100%

70174

LED Track Light



Light Source: High Power LEDs  
 Beam Angle: 36°  
 Material: Aluminium+Metal  
 Input Voltage: 100-120V AC 60Hz  
 220-240V AC 50Hz  
 Power Consumption: 4.8W  
 Color Temperature: WW/NW  
 Available Finishes: White/Black/Brown/  
 Brushed Nickel



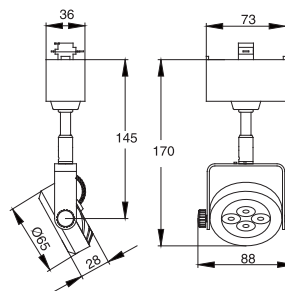
- Built in Driver
- Aiming 360°x90°
- Dimmable 0-100%

70184

LED Track Light



Light Source: High Power LEDs  
 Beam Angle: 20°  
 Material: Aluminium+Metal  
 Input Voltage: 100-120V AC 60Hz  
 220-240V AC 50Hz  
 Power Consumption: 6W  
 Color Temperature: WW/NW  
 Available Finishes: White/Black/Brown/  
 Brushed Nickel



- Built in Driver
- Aiming 360°x90°
- Dimmable 0-100%

# Consumer Retail Series

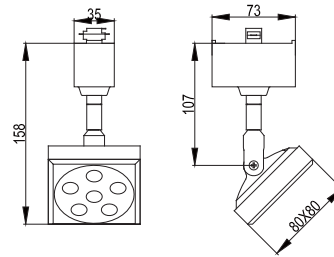
Interior Illumination LED Track Light Series

70194

LED Track Light



Light Source: High Power LEDs  
 Beam Angle: 24°  
 Material: Aluminium+Metal  
 Input Voltage: 100-120V AC 60Hz  
 220-240V AC 50Hz  
 Power Consumption: 7.9W  
 Color Temperature: WW/NW  
 Available Finishes: White/Black/Brown/  
 Brushed Nickel



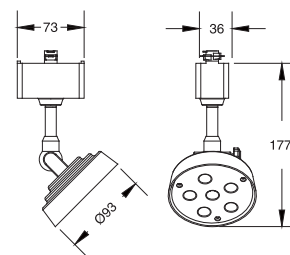
- Built in Driver
- Aiming 360°x90°
- Dimmable 0-100%

70204

LED Track Light



Light Source: High Power LEDs  
 Beam Angle: 24°  
 Material: Aluminium+Metal  
 Input Voltage: 100-120V AC 60Hz  
 220-240V AC 50Hz  
 Power Consumption: 7.9W  
 Color Temperature: WW/NW  
 Available Finishes: White/Black/Brown/  
 Brushed Nickel



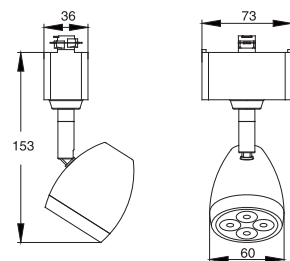
- Built in Driver
- Aiming 360°x90°
- Dimmable 0-100%

70284

LED Track Light



Light Source: High Power LEDs  
 Beam Angle: 20°  
 Material: Aluminium+Metal  
 Input Voltage: 100-120V AC 60Hz  
 220-240V AC 50Hz  
 Power Consumption: 6W  
 Color Temperature: WW/NW  
 Available Finishes: White/Black/Brown/  
 Brushed Nickel



- Built in Driver
- Aiming 360°x90°
- Dimmable 0-100%

**70364**

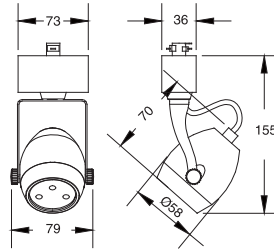


Light Source: High Power LEDs  
 Beam Angle: 40°  
 Material: Aluminium+Metal  
 Input Voltage: 100-120V AC 60Hz  
 220-240V AC 50Hz  
 Power Consumption: 4.8W  
 Color Temperature: WW/NW  
 Available Finishes: White/Black/Brown/  
 Brushed Nickel

- Built in Driver
- Aiming 360°x90°
- Dimmable 0-100%



LED Track Light



**7F004**

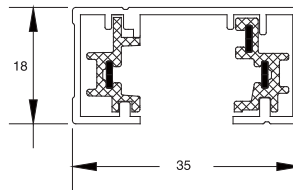


7F004-1 Length: 2'  
 7F004-2 Length: 3 - 1/2'  
 7F004-3 Length: 4'  
 7F004-4 Length: 6'  
 7F004-5 Length: 8'  
 Input Voltage: AC 100V/240V 50/60Hz  
 Material: Aluminum  
 Color of Body: White/Black/Brown/  
 Brushed Nickel

\* 3-Conductor  
 Dry location use only



H Style Track



**7F034**



Available Finishes: White/Black/Brown/  
 Brushed Nickel

Mounts on anywhere along track  
 Feed power and cover J-box  
 Including two caps and assembly accessory



Floating Round Canopy on Power Coupler

## Consumer Retail Series

Interior Illumination LED Track Light Series

7F014

Connector



Available Finishes: White/Black/Gray/Brown  
For Joining Two Tracks At A Right Angle  
May Be Usd As A Power Feed  
Polarized And Pre-wired



7F024

Straight Connector



Available Finishes: White/Black/Gray/Brown  
Use To Create Custom Length Connecting Two Or More Tracks  
Not A Power Feed



7F044

T Connector with Power Entry



Available Finishes: White/Black/Gray/Brown  
For Joining Three Tracks In A "T" Configurationnot A Power Feed  
May Be Usd As A Power Feed  
Polarized And Pre-wired





7F054

X Connector with Power Entry



Available Finishes: White/Black/Gray/Brown  
 For Joining Four Tracks In A "X" Configuration  
 May Be Used As A Power Feed  
 Polarized And Pre-wired



7F064

Track End Cap



Available Finishes: White/Black/Gray/Brown  
 Usually Two Pieces Provided




7F074

Floating Power Feed



Available Finishes: White/Black/Gray/Brown  
 Mounts On Anywhere Along Track  
 Feed power and cover J-box  
 Including two caps and assembly accessory



# Consumer Retail Series

Interior Illumination LED Track Light Series

7F084

Live End Feed Connector



Available Finishes: White/Black/Gray/Brown  
Mounts At End Of Track  
Used As A Power Feed

